







Embajada de la República Dominicana  
en la República de Sudáfrica

# DomSudafrica DOZA

# DominicansinSA DOZA

FOLLOW US

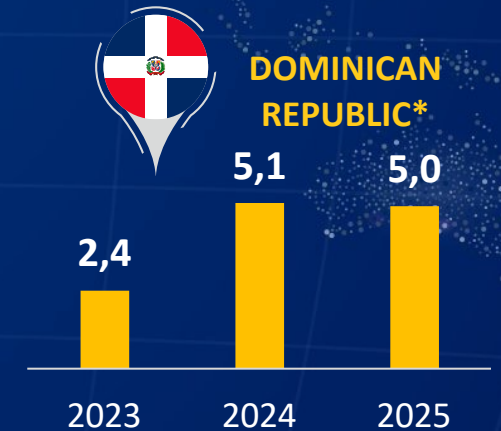




SCAN ME

# GLOBAL ECONOMIC OUTLOOK

## GROWTH PROJECTIONS BY REGION

(REAL GDP GROWTH, PERCENT CHANGE)



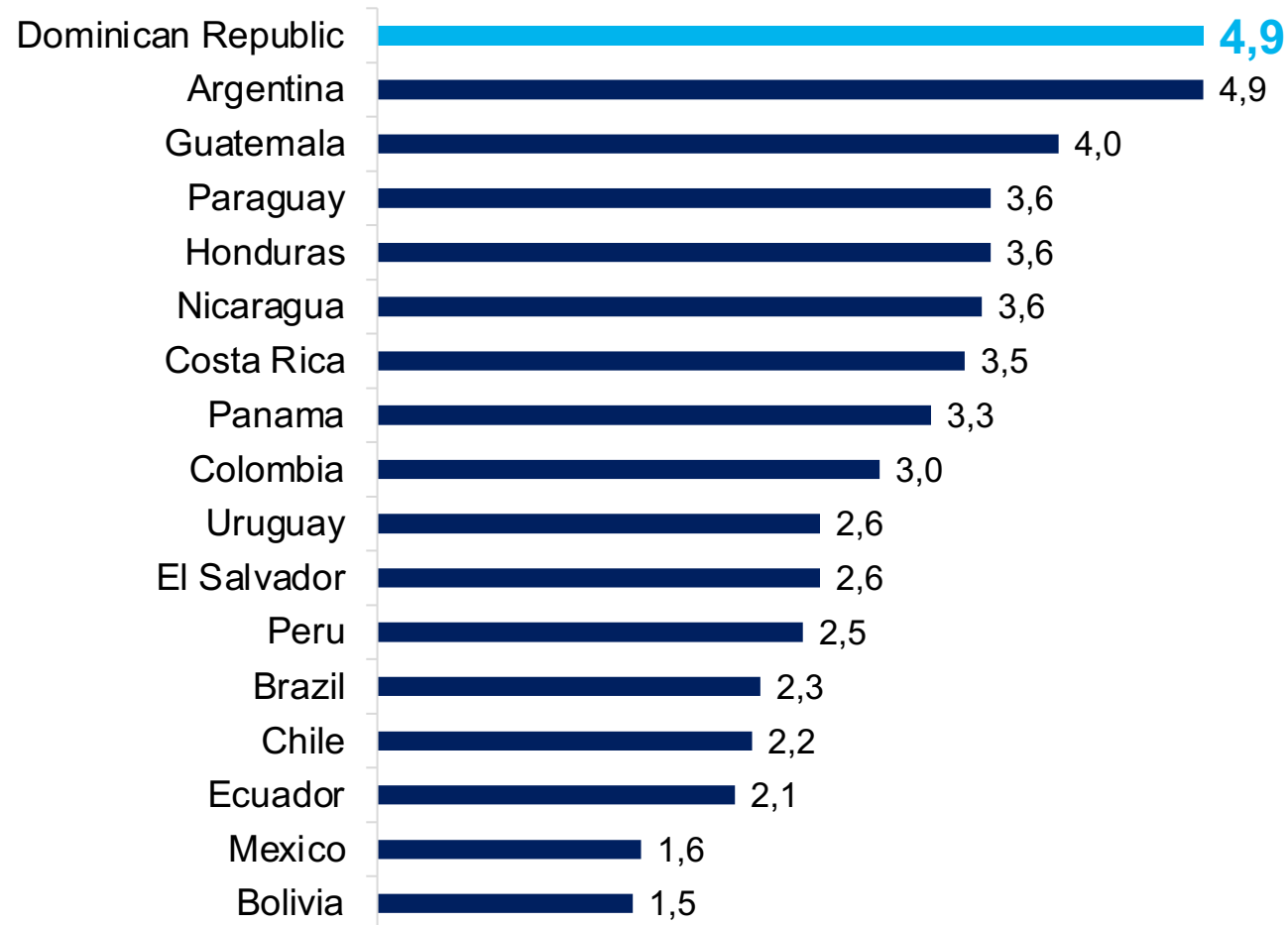
IMF.org #WEO

Source: IMF, World Economic Outlook, October 2024.

Note: Order of bars for each group indicates (left to right): 2023, 2024 projections, and 2025 projections.

\*For the Dominican Republic: 2023 corresponds to official figures from the Central Bank, and for 2024 and 2025 to the IMF growth projections as of October 2024.

## 2025-2026 average projected growth (%) for Latin America



**Dominican Republic:  
Country with the highest  
projected average GDP  
growth in Latin America  
2025-2026**



**WORLD BANK GROUP**

Source: Prepared with data from the Global Economic Prospects Report, The World Bank. January 2025



# CONNECTIVITY 2024

+135,000

Commercial flights

+370

Daily flights

+375

Air operators

+19.0 MILLION

Passenger traffic  
(arrivals and departures)

Source: Civil Aviation Board

## PANAMAX CAPACITY

- Ports in Caucedo y Manzanillo with depth greater than 17 meters.

## PRIMARY ZONES

- Allow storage for up to one year without paying tariff nor taxes.

## MERCHANDISE PROCESSING IN THE PORT

- Labeling procedure, repackaging and minor transformations allowed, for national consumption and exportable purposes.

8 International  
Airports

17 Cargo Ports  
&  
Cruise Terminals



# LOGISTICS CONNECTIVITY

## TRANSIT TIME

### Standard Maritime Transits

- Northern Europe 10 days
- Mediterranean 12 days
- Eastern coast of South America 15 days
- Western coast of South America 20 days
- Western coast of USA 25 days
- Miami 2 days
- New York 4 days

### Standard Air Transits


- Puerto Rico 0.9h
- Miami 2h
- Panama 2h
- New York 3.5h
- Canada 4h
- Mexico 4h
- Spain 8.4h
- United Kingdom 9h
- France 9.2h
- Netherlands 9.3h
- Germany 9.5h





# STRATEGIC SECTORS

## INCENTIVES AND INVESTMENT OPPORTUNITIES



AGRICULTURE



TECHNOLOGY



FREE TRADE ZONES



SOLID  
WASTE



RENEWABLE  
ENERGY



REAL ESTATE



MINING



TOURISM



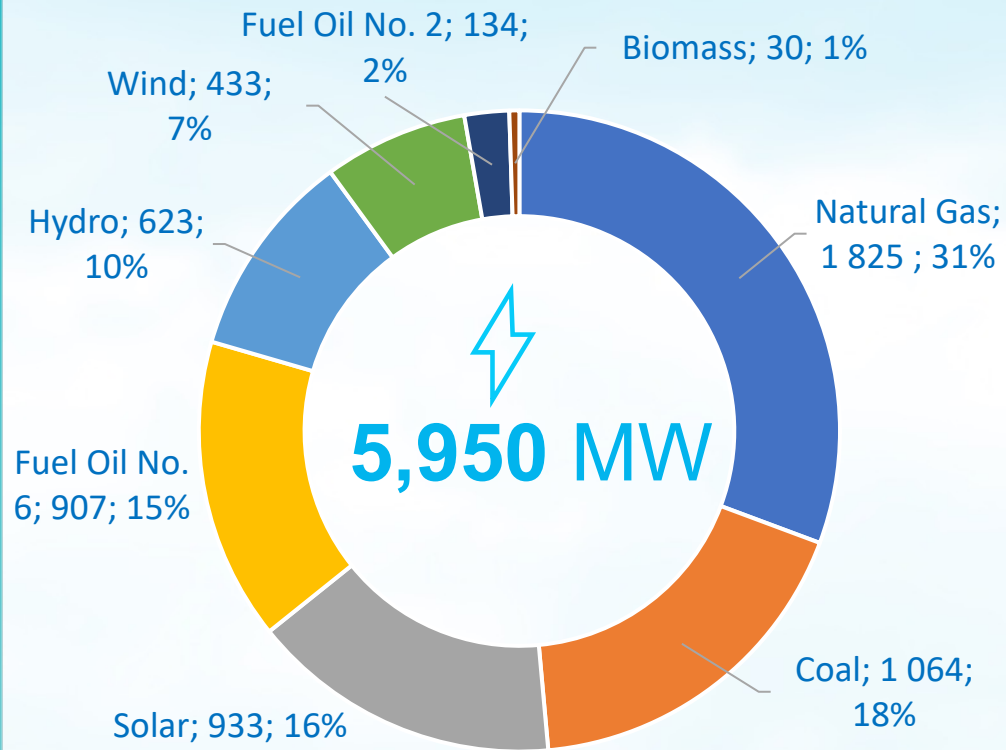
FILM  
INDUSTRY



INTEGRAL SPECIAL  
BORDER DEVELOPMENT

# ENERGY

## Nominal installed capacity matrix in the National Interconnected Electric System (SENI) 2024



Source: Ministry of Energy and Mines, Central Bank.  
\*Figures in Megawatt units and participation percentages.



**3,370 MW**  
(2024)

Maximum Demand SENI

## FDI in Energy Sector 2014-2023; USD millions



Accumulated FDI in energy  
2014 – 2023:  
**USD 3.8 BILLION**  
Jan-Sep 2024:  
**USD 792.3 MILLION**

## INCENTIVE FOR THE DEVELOPMENT OF RENEWABLE ENERGY SOURCES

Law No. 57-07 of Development Incentives  
of Renewable Energy Sources

- Tax exemptions for the import and final sale of equipment and machinery.
- Tax reduction for payment of interest on external financing.
- Unique tax credits for self-producers (up to 40% of the investment).
- Incentives for the financing of community projects (up to 75%) up to 500 kW.



# DOMINICAN REPUBLIC TOURISM

MAIN TOURIST DESTINATION IN THE CARIBBEAN AND CENTRAL AMERICA



# TOURISM SECTOR

Record visitors 2024

**11.2 million**

By air and cruise

- 48% higher than 2019
- Main tourist destination in Central America and the Caribbean, and 2do in Latinamerica (only surpassed by Mexico)

Visitors 2023

**10.3 million**

By air and cruise

- 22% higher than 2022

Tourism Revenue 2024

**USD 11.0 billion**

- Historical record
- 12.6% higher than 2023

**Incentives**

100% tax exemption on:

- Income tax
- Building permits
- Purchase of land
- Equipment, materials and furniture necessary for the first installations and the start of operations

Occupancy rate **73%**

Employment **+386,000**  
2023

Visited from **+180 cities**

Tourism Total FDI flows  
2014–2023


**USD 8.5 billion**

Jan-Sep 2024  
**USD 1.0 billion**

FDI Flows in Tourism Sector  
2014-2023; USD millions



REAL ESTATE  
TOURISM



SPORTS MARINA  
TOURISM



CRUISE TOURISM



GOLF TOURISM



FISHING TOURISM



MEDICAL TOURISM



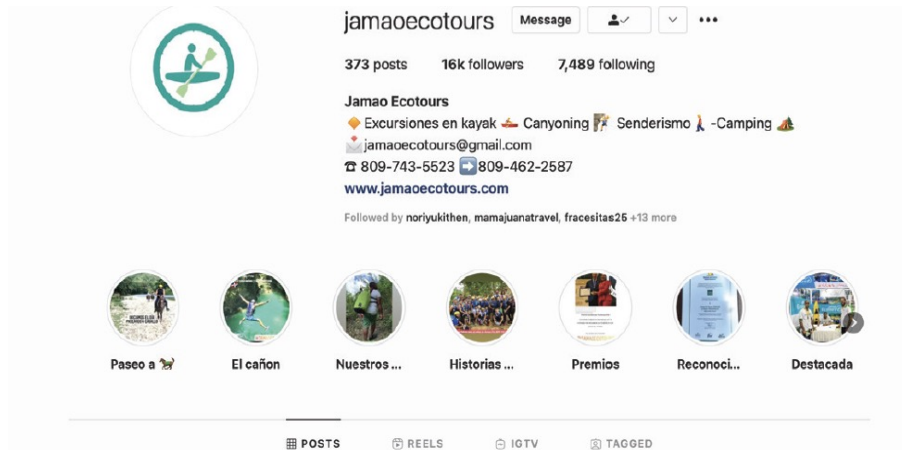
RELIGIOUS  
TOURISM



SPORT TOURISM



# Sustainable Community Tourism in the Dominican Republic



*Sustainable Community Tourism (SCT) "Project to Strengthen Mechanisms for Community-Based Tourism Development in the Northern Region" - 2016-2022*

*The project enabled local stakeholders, supported by national and regional organizations, to develop initiatives that boosted community tourism.*



# Key Achievements and Future Plans



## Notable Initiatives:

- *La Miel Route*: Unique experience on honey sustainable production.
- *Casabe Route* : Learn about cultural history and the traditional process of making cassava bread. **Immaterial Patrimony of Humanity.**

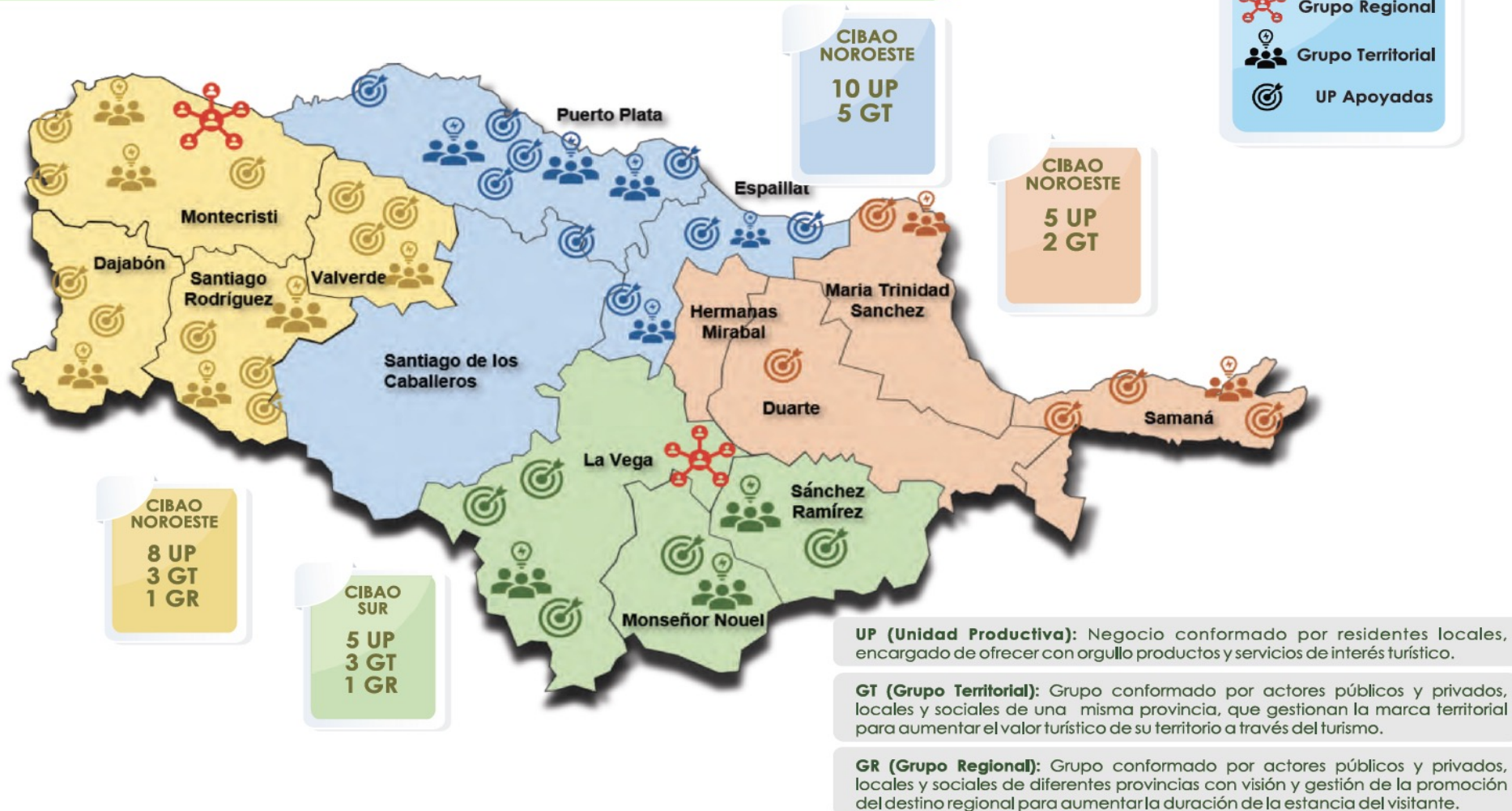
## Impact Results:

- **81.5%**: Sales increased.
  - **76.9%**: Profits increased.
  - **95.4%**: Pride of the region has increased.
  - **90.4%**: Post-pandemic recovery contribution.
  - **76.9%**: Employment increased.
-



# Key Achievements

## AVANCES LOGRADOS EN TERRITORIO

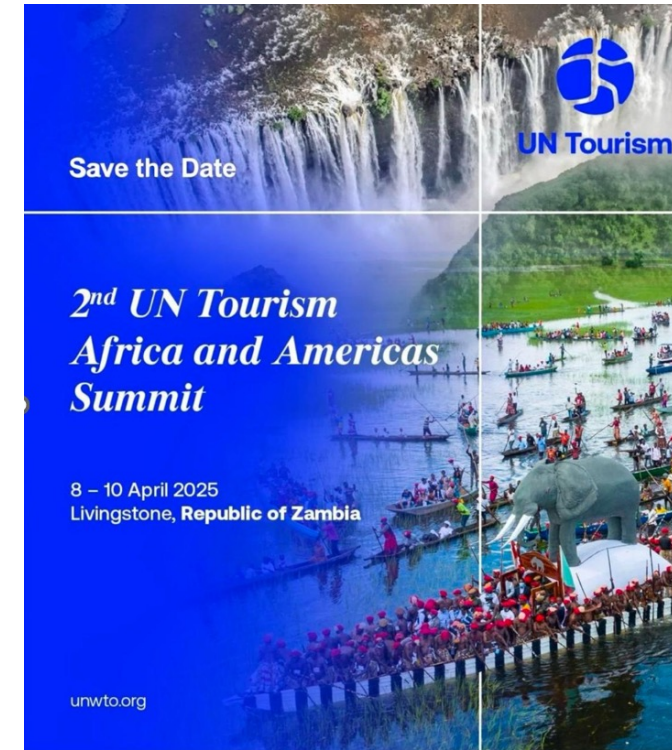


# Regional Cooperation



The First UN Tourism Africa & Americas Summit took place from October 2 to 5, 2024, in Punta Cana, Dominican Republic.

The Declaration of Punta Cana is a significant agreement adopted by the World Tourism Organization (UNWTO), signed during this first bioregional meeting.



**This initiative represents a crucial step toward realizing the untapped opportunities in tourism collaboration between Africa and the Americas.**



TASTE *The Paradise*



**Dominican  
Republic**  
*Has it All.*